

# DOORS

## COMPOSITE STEEL DOOR SETS

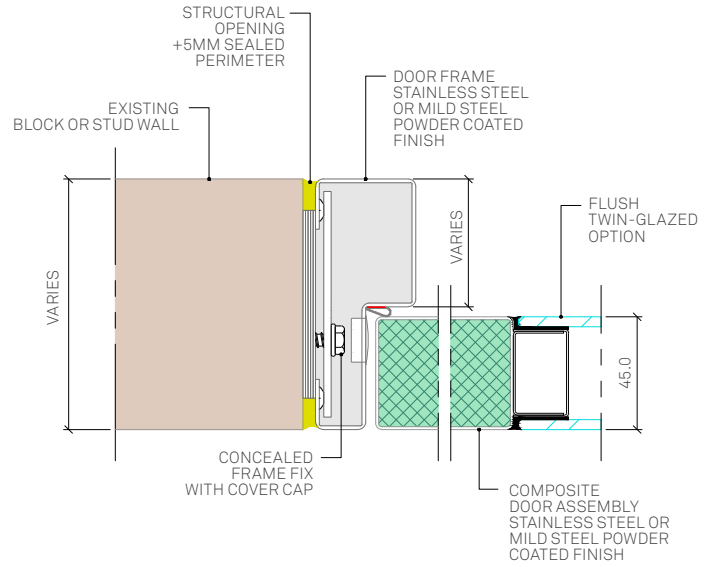
Developed to complement the MIDDAS M100 & M65 partition systems, **MIDDAS door sets** can be integrated into a range of walls types to suit a variety of applications.

Mild steel or stainless steel door skins are bonded to form a robust composite assembly with integrated lock and hinge points. Mild steel leaves are then powder coated to 60µm to provide a durable finish to suit internal or external applications.

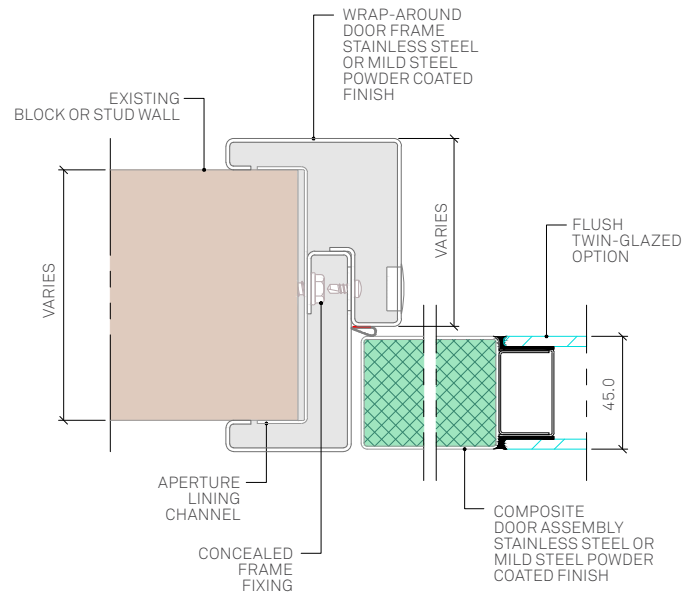
Fire tested within the MIDDAS M100 partition system in glazed, unlatched, double door leaf configuration at 2.2x2.5m achieving in excess of 60 minutes integrity and rated at Heavy Duty to BS 5234, **MIDDAS door sets** provide a performance solution.

Stainless steel ironmongery is provided as standard with a variety of locking options to suit every door configuration. Optional specified ironmongery can be accommodated to suit client or project requirements.

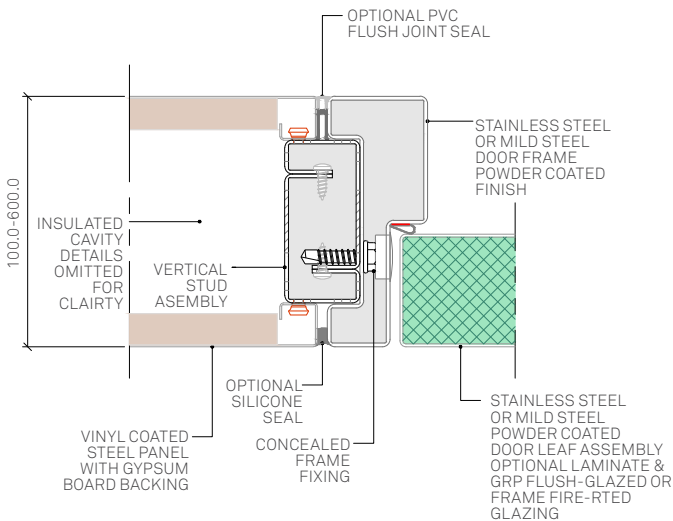
With flush-bonded glazing as standard or a metal chamfered frame for fire rated glazing, **MIDDAS door sets** offer a cost effective solution to suit most applications including Controlled-environment, Healthcare, Commercial and Industrial sectors.



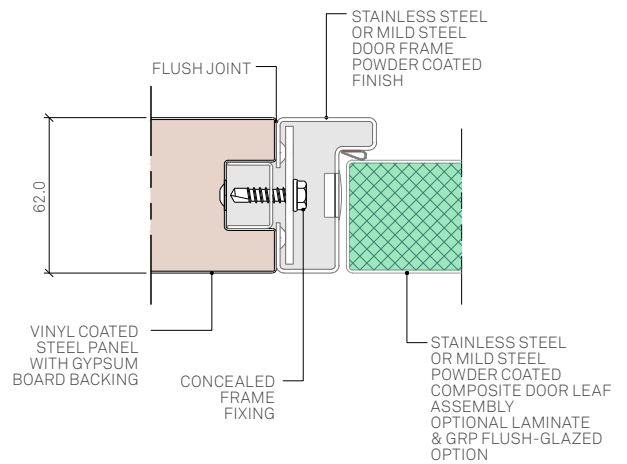
**STANDARD FRAME**



**WRAP-AROUND FRAME**



**M100 FRAME**



**M65 FRAME**

---

# DOORS

## COMPOSITE STEEL DOOR SETS

---

### Specification

#### Door thickness

- 45mm

#### Door assembly

- Bonded construction forming composite assembly. Mild steel & stainless steel door skins and frames with integral hinge and lock mounts

#### Door finish

- Powder coated for internal or external application, optional stainless steel 304 or 316 grades

#### Door size (maximum)

- With single leaf: 1200x2500mm
- With double leaves: 2200x2500mm

#### Door leaf weight

- 18.0kg/m<sup>2</sup> (solid leaf)

#### Frame details

- Mild steel & stainless steel pressed profiles to accommodate MIDDAS M100 & M65 partition systems or third-party walls and openings
- Knock-down frame for ease of site installation with welded option if required

#### Glazing

- Flush bonded glass or chamfered metal frame for fire rated options

#### Door furniture

- Stainless steel as standard with options for
- Lever-handles, pull-handles, escape furniture, closers, push-plates, kick-plates, sash-locks, dead-locks, latches, cylinders, flush-bolts, perimeter seals

#### Options

- Accommodation of alternative door furniture to suit client or project specification
- Integrated maglocks
- Integrated drop-seals

#### Application

- M100 partition system
- M65 partition system
- Block wall openings
- Stud wall openings
- External entrance doors

---

### Performance Specification

#### Structural

- Heavy Duty to BS 5234: Part 2: (as tested in MIDDAS M100 bi-panel system, 100 slams @ 65kg)
- Slam tested to 100,000 cycles for durability

#### Fire Rating to BS: 476 Part 22

- 60 minutes integrity - glazed unlatched double door set

#### Acoustic

- 28 dB Rw

#### Thermal

- 2.0 W/(m<sup>2</sup>K)